

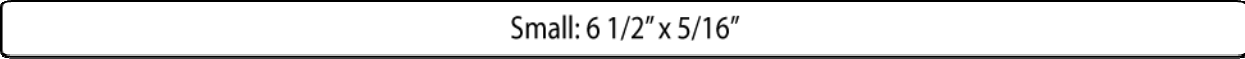
# Great Hearts Project Bracelets

Actual Sizes Shown

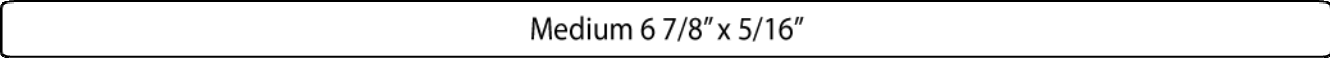
## Instructions

The illustrations below show the actual sizes of the bracelets. Print out and cut out these images to determine the correct size to order.

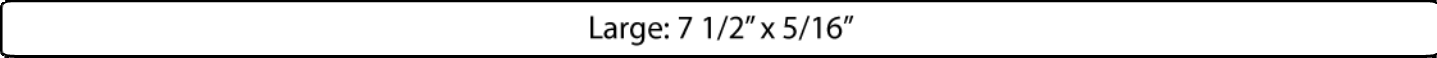
## Representation of Bracelet Sizes



Small:  $6 \frac{1}{2}$ " x  $\frac{5}{16}$ "



Medium  $6 \frac{7}{8}$ " x  $\frac{5}{16}$ "



Large:  $7 \frac{1}{2}$ " x  $\frac{5}{16}$ "